






# Using mind maps to plan assignments

Mind maps are a visual way of representing information or ideas and relationships between them. They can help you to categorise information so that you can see the connections. They can be used to brainstorm and organise ideas for your assignments and exams.

The table below presents the mind mapping process using the concept of 'Fruit' in four steps.

**Table 1: Fruit (adapted from Buzan, 2005)**

<p><b>Step One</b> Choose a central image for the main topic</p>	
<p><b>Step Two</b> Divide your knowledge into categories, and name them</p>	
<p><b>Step Three</b> Subdivide those categories further, and name them</p>	



#### Step Four

The fruit mind map – a picture is worth a thousand words




Plate 1: Fruit

#### How would this mind map help you plan for your assignment or exams?

- If you were writing an assignment which focuses on 'fruit', you could use this mind map to identify the scope of your essay (e.g., what approach you might take, or what you might focus on).
- If you were preparing for your exam, you could use this mind map to help you remember key concepts related to the topic.

#### References

Buzan, T. (2005). *Mind map*. Thorsons.