



MY Placement

Strategy Performance Conduct

A savvy guide

Click slides

Pre-placement preparation

Is an important step

Your work placement will give you a unique insight into the Australian workplace. You will learn how professionals and workplaces operate. This experience can boost your future employability. It is important to create a good impression during this experience.

Who am I and what do I want to achieve from my placement?

How will knowing myself and my placement experience affect my future career?

Where should I do my placement?
Can someone else find a placement for me?

Why is it important to know which industry to do my placement in?



Why should I develop a placement plan/strategy/goal?

I don't even know when to do my placement let alone where?

Why do I need to look at these placement resources?

Is this you?

INSIGHT & STRATEGY

1 PLAN & PREPARE: SELF



INSIGHT: A good starting point for placement preparation is knowing about yourself, what motivates you, where you would like to do your placement and how this aligns with future work and employment.

PREPARE FOR YOUR PLACEMENT AS YOU WOULD A JOB

2 MAKE YOUR PLACEMENT A SPRINGBOARD TO FUTURE WORK

STRATEGY: Align your placement experience achievements with future job aspirations. Develop a placement plan and identify goals to achieve. Research industries and companies in your local area which provide you the maximum opportunity to develop skills and knowledge. Your placement choice and performance should add a positive leverage in your CV for future job applications.



It's your placement and future. Make it work for you.

Who am I and what do I want to achieve from my placement?

How will knowing myself and my placement experience affect my future career?

Start your placement-to-do list today

YOUR PLACEMENT IS A SPRINGBOARD TO YOUR FUTURE CAREER



**Approach it as you would a job application.
You are responsible for finding your placement, as you will
be for finding a job in the future.
Learn the process.**

**1. Attend industry events at university or with your
professional affiliation. You could score a placement by
networking**

**2. Network and develop links with industry
Don't have a LinkedIn profile? Set one up and network
online with professionals**

3. Learn about industries in your local area.

**Where should I do my
placement?
Can someone else find a
placement for me?**

**Why is it important to
know which industry to
do my placement in?**

**Rise to the challenge:
Start your placement-to-do list today**



FINDING YOUR PLACEMENT IS AS REWARDING AS FINDING YOUR FUTURE JOB

Research industries to see which offer the best placement options for you in terms of knowledge and skill development which will help your future employment

Get your documents ready: attend a career workshop on any campus at UniSA to help updating your cover letter and résumé

Register with Careers to receive weekly emails. Read them. They will have placement opportunities you can apply for

The PPP team may also have placement positions. Read their emails and the PPP website

Some large organisations might have an online process for placements.
Find out.

Where should I do my placement?
Can someone else find a placement for me?
Why is it important to know which industry to do my placement in?

BE PRO-ACTIVE

'I hope I get a good organisation to do my placement in'. Student



Hope is not a strategy

Nor is sitting and expecting someone to find you a placement

Take control of your placement preparation and planning. This includes knowing the importance of the placement not only as a university requirement but also one that is directly related to developing workplace insights and skills to help future- proof your career after you graduate

For most savvy students, the placement year is a high point of their degree. It is when they see the value of their degree and the placement experience as currency which directly relates to future employment

Professional skills developed during placement are looked on favourably by graduate employers. So don't waste your placement by just 'going along'. Prepare, plan and perform well. It's to your advantage

Why should I develop a placement plan/strategy/goal?

I don't even know when to do my placement let alone where?

Why do I need to look at these placement resources?

My Placement Plan:
strategy,
goals,
outcomes

Checklist:

- Network
- Career consult
- Research
- Contact

Placement Planning
What I know
What I don't know
What I need to know



Placement resources: I MUST make time to look through them

Proposed Placement
15/11/2021
✓ preparing
✓ Planning performing

BE PRO-ACTIVE AND A DOER



Plan ahead **SET REALISTIC GOALS**

Develop a placement strategy

Ask yourself:

Why do a placement?

To develop workplace skills and knowledge. To contextualise academic knowledge

What do I want to achieve during the placement?

Develop a skills, knowledge, experience to add to my cv

Where do I want to do my placement?

Research relevant industries offering placements and list them in order of importance which you should apply to

When should I apply to do my placement?

Timeline planning is essential. Start a year prior

How should I approach them?

Go online and check the website for application info

*Why should I develop a
placement
plan/strategy/goal?*

*I don't even know when to do
my placement let alone
where?*

*Why do I need to look at
these placement resources?*

INSIGHTS TO HELP YOU



THE Placement resources

PREPARE - INFORM - BUILD CONFIDENCE

SKILLS



THE SKILLS AND KNOWLEDGE YOU DEVELOP DURING YOUR PLACEMENT EXPERIENCE ARE TRANSFERABLE AND ARE RELEVANT TO FUTURE WORK

THE PLACEMENT RESOURCES WILL INFORM AND COMPLEMENT YOUR KNOWLEDGE

BUILD ON THIS FURTHER BY REFLECTING REGULARLY AND DO REGULAR PULSE CHECKS ON YOUR PERFORMANCE AND YOUR SKILLS DEVELOPMENT WHILE ON PLACEMENT.



EXPERIENCE
SELF



SKILLS



INDUSTRY




CHECKLIST



WORKPLACE
CULTURE



COMMUNICATION



TEAMWORK



PROBLEM
SOLVING



REFLECTION

Placement *recap*

Strategy Performance Conduct

1 Plan & Prepare Self

The first step is to understand your self, your professional values and your motivating factors.

You are entering a professional space. Think and act like a professional. The resources are designed to help you achieve the best. Make time to go over them



2 Springboard to future work

Develop a placement plan or strategy and set realistic and achievable goals. This could be what you would like to achieve and how you plan to do. Advice from your placement supervisor will help you develop a stronger professional identity



3 Placement search = job search




Approach your placement preparation as you would a job search. This is a busy time and you will need to plan and factor in all the steps necessary and make placement planning a priority


4 Skills are key



Your placement experience is important. Ensure you conduct yourself professionally during this time. Add this experience to your résumé. Request your supervisor provide a positive reference and list their detail on your job documents



**Thank you for reading
this placement
preparation information**

MY 
Placement

Strategy Performance Conduct
A savvy guide

Click slides