

# UniSA STEM Showdown

Presented by UniSA Education Futures

## THE TANGRAM ZOO

**Name:** \_\_\_\_\_


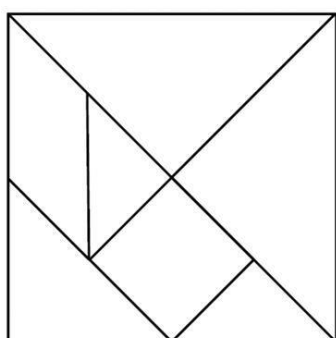
*The STEM Showdown is a series of STEM challenges to solve by the end of the season. You can complete the tasks individually or in small groups (up to 3 people). Make sure you write all the names of the people in your group above. The student with the most tasks completed over the season will be crowned the UniSA STEM Showdown Champion. Good Luck.*

### Tangram Zoo

The Tangram Zoo is empty, you need to fill it with some animals. Make the following animal shapes using the Tangram pieces to fill the zoo.

### Your Task

- You will be supplied with 7 puzzle pieces (you may need to cut them out first)
- Use all of these pieces to make the first animal for the zoo.







- Once you have made the horse shape get your sheet signed below

STEM Showdown Umpire Comments	Completed (STEM Showdown Umpire to sign)

### Extension task

Once you have made the Tangram horse you can try the extension activity.  
How many of the following animals can you make using the same seven pieces?

For each animal you make get the umpire to sign the sheet below.

STEM Showdown Umpire Comments	Completed (STEM Showdown Umpire to sign)
 turtle	
 swan	
 cat	
 rabbit	
<p>Make your own animal using all of the pieces and show the umpire.</p> <p>Trace your animal outline onto a blank piece of paper. Now see if someone else can make your animal using the Tangram pieces.</p>	

**Make sure you hand up your signed sheet to the umpire at the end of the session to have your points allocated to the leaderboard**

**Cut out the shapes below to make your 7 Tangram pieces**

