



COMPLETED BY: ASSESSOR ONLY




## Tutor feedback/comments

complete.

 Wednesday, 25 August 2021 13:43 by Sheridan Gardiner-Klose

Released ●



-  Recall assessor field
-  Add new feedback
-  Edit existing feedback

1. Click the 3 dots
2. Select Recall assessor fields

COMPLETED BY: ASSESSOR ONLY




## Tutor feedback/comments

complete.

 Wednesday, 25 August 2021 13:43 by Sheridan Gardiner-Klose

Released ●




-  Confirm recall Cancel
-  Add new feedback
-  Edit existing feedback

3. Select Confirm recall

COMPLETED BY: ASSESSOR ONLY

## Tutor feedback/comments

complete.

 Wednesday, 25 August 2021 13:43 by Sheridan Gardiner-Klose

Unreleased ●



4. The feedback is now unreleased

COMPLETED BY: ASSESSOR ONLY


## Tutor feedback/comments


complete.

 Wednesday, 25 August 2021 13:43 by Sheridan Gardiner-Klose

Unreleased  

→ Release assessor field

 Edit assessor field

 Delete assessor field

5. Click the 3 dots again
6. Select Delete assessor field

COMPLETED BY: ASSESSOR ONLY

## Tutor feedback/comments

complete.

 Wednesday, 25 August 2021 13:43 by Sheridan Gardiner-Klose

Unreleased  

→ Release assessor field

 Edit assessor field

 Confirm delete

Cancel

7. Select Confirm delete

COMPLETED BY: ASSESSOR ONLY

## Tutor feedback/comments

Save & Release



8. Feedback has been recalled and you can now enter new feedback and save and release once done